

Intercontinental Airlines

737-130

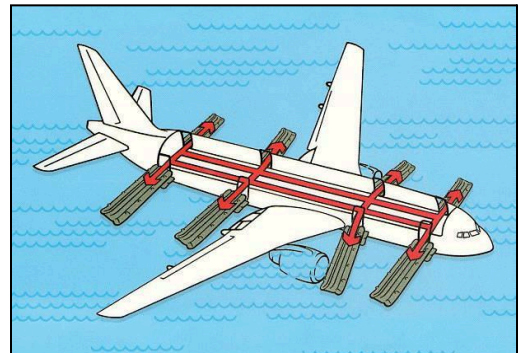
**FOR YOUR SAFETY**

*\*See reverse side for Japanese version.*

Welcome aboard. Your flight is under the command of an experienced Captain and Flight Attendant. We remain unable to understand why you are flying out to your ex-fiancé again, but thank you for choosing us as your airline. Especially now, we earnestly request that you acquaint yourself with the following emergency procedures and safety equipment.

## EMERGENCY EXITS

Eight emergency exits are provided as shown. Please check for your nearest exit. You may be unable to locate it should exigent circumstances arise strapped between expectations and insecurity-boosting complaints.



## SEAT BELTS

Keep seat belt fastened when the seat belt sign is on. Unfortunately, in this plane model, the sign lights are broken. We expect you to continue using context clues at all times.



## IN-FLIGHT



Turn off transmitting devices and set yourself to airplane mode. Do remember you can survive 16 hours without contact. You are not the first.

## PROHIBITED ITEMS

No tears over 100mL



No outside alcohol\*

*\*Beverages may be purchased on board. Rest assured this is not another surprise test to diagnose whether you are girlfriend material.*



## LIFE VESTS IN CASE OF EMERGENCY

Your life vest is located under your seat. Place over your head. Pull straps tight around waist to fasten. Vest inflates automatically one month into the romance immersion or manually by pulling the cord, though surprisingly, the latter takes incredible skill and you

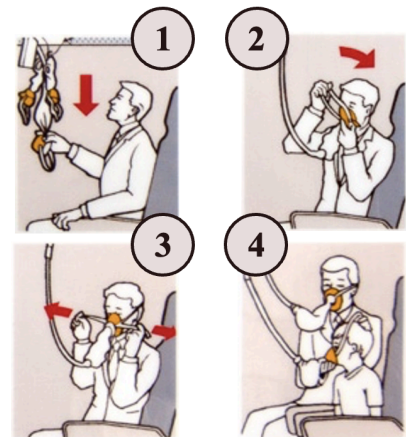
are only eighteen. Fortunately, our modern life vests no longer require blowing into the mouth-piece or the pilot. Such traditional methods tended to deflate lungs into a wrinkly mess over time. Do not remove vest in a panic. A rescue team is always available to manage the situation.

---


## OXYGEN

If necessary, oxygen masks will drop from above compartment. Take nearest mask and place over nose and mouth. Ensure yours is secured before helping others. Thankfully, our pilot does not self-destruct or flake out at light turbulence. Breathe.

---



## BRACE POSITION



## IN THE EVENT OF EMERGENCY LANDING

Regulations require first-time passengers to comply with crew-member instructions. Crouch into brace position as shown. This is not a pose to sneakily switch your device off airplane mode.

Resist temptation to purchase an engraved ring in the rapidly descending altitude. At this rate, you should be aware it will not repair anything if you still fail to interrupt screen time to measure

his finger.

## EVACUATION PREPARATION

Secure hazardous items. You will not have time to contemplate if that includes the Ziploc bag you stuffed with the dried flowers and the keychain he gave you as souvenirs, apparently. You may often wonder if destroying the art pieces you created for said ex-fiancé was the correct decision. Remain calm; we are inclusive of all passengers. You will need to leave stowed baggage behind and follow friends down aisle lights immediately. Similar to confessions based on water-level assumptions, most crashes occur close to take-off or landing. Dissimilar to your beloved, we cannot lie about past experience, and will admit our airline does have an accident record. We have taken thorough measures to ensure our passengers are in reliable hands, so please consider choosing Intercontinental Airlines for your return. We have a higher customer retainment rate, after all. On behalf of all ex-fiancés worldwide, thank you and enjoy your flight.

*Please do not remove this safety card from the aircraft.*